



业 三 业 (2019)

2018 12

目 录

| | |
|------------------------|----|
| 一、学院基本情况 | 1 |
| 1. 学院简介 | 1 |
| 2. 办学定位、亮点 | 2 |
| 2.1 办学定位 | 2 |
| 2.2 办学亮点 | 2 |
| 3. 教学系部和专业设置 | 3 |
| 4. 办学机制 | 4 |
| 二、办学基本信息 | 7 |
| 1. 经费收入和支出 | 7 |
| 2. 办学条件 | 7 |
| 3. 师资队伍 | 11 |
| 4. 学生情况 | 12 |
| 三、人才培养 | 13 |
| 1. 教学资源 | 13 |
| 2. 核心课程满足度情况 | 16 |
| 3. 实践教学 | 17 |
| 4. 学生活动 | 20 |
| 5. 学生服务 | 22 |
| 四、培养质量 | 24 |
| 1. 学生参加技能大赛、文体活动获奖情况 | 24 |
| 2. 学生参加省级以上创新大赛和创业活动情况 | 25 |
| 3. 毕业生就业和升学情况 | 26 |
| 五、社会服务 | 34 |
| 六、创新发展行动计划 | 41 |

一、 况

1.

2011

2016

"

"

"

"

"

"

"

"

"

"

500

21.86

2.9

42.5

2017-2018

5202

391

3449.28

10

22

2018

2

2.1

— —

— —

— —

8000

— —

— —

1-2

27

— —

2.2

— —

— —

— —

"

“ “ “

3.

6 1

2

4

2018

22

1

1 2017-2018

专业一



4.

2018

--

2018

--

2018

2015

2015- 2018

2018

34

6

14

8

5

1

2018

11

13

4

"

"

1 120

5%

2017- 2018

1. 6

50. 5

492. 6

"

"

"

"

2018 53

“

”

——

2018 () 2016 113
2019

——

二、办 信

1.

——

2018

11525. 75

1370. 34

5462. 21

——

2018

11529. 04

5242. 09

569. 92

964. 17

2223. 38

14. 92

2175. 20

2.

——

5202

466674. 91

218694. 85

——

2

2 助、公、一

| | 82323.61 | 82582.13 | 9607.21 | 174512.95 |
|--|----------|----------|---------|-----------|
| | 15.82 | 15.87 | 1.84 | |

13

89

186

3 4

3 中一

| 1 | | |
|----|--|--|
| 2 | | |
| 3 | | |
| 4 | | |
| 5 | | |
| 6 | | |
| 7 | | |
| 8 | | |
| 9 | | |
| 10 | | |
| 11 | | |
| 12 | | |
| 13 | | |

4

—



1

48

2

46

| 3 | | 26 | () |
|---|--|----|-----|
| 4 | | 46 | |

| | | | |
|---|--|----|--|
| | | | |
| | | | |
| 5 | | 20 | |

3.

391

263

66

6

65 ,

178 ,

99 2018 3

2

26

33

"

"

2017 9

2018 8

48

69

18

29

4

11 /

2017-2018

2018

88%

2017-2018

5 6

5 、 、 专利、 一

| 1 | | 91 | |
|---|--|-----|--|
| 2 | | 7 | |
| 3 | | 9 | |
| 4 | | 43 | |
| 5 | | 2 | |
| 6 | | 10 | |
| | | 162 | |

6 一



1

8 —

| 1 | A | 93 |
|---|---|-----|
| 2 | B | 321 |
| 3 | C | 144 |
| 4 | | 162 |

—
2018

22

"

"

"

"

2018

4

2018

9

5

" 5+1"

2018

300

400

2017-2018

300

—

2017-2018

329

117

20

124

15

60.94 % 2018

171

145

112584

56392

/

31160

/

30162

/

96.80%

2018

140

135

2017-2018

8406

2

2017

12

93%

2016

8

3.

| 9 | | | |
|----|--|---|-----|
| 10 | | 1 | |
| 11 | | 2 | |
| 12 | | 3 |) |
| 13 | | 4 | |
| 14 | | | 86 |
| 15 | | | |
| 16 | | | |
| 17 | | | 90 |
| 18 | | | 28 |
| 19 | | | 86 |
| 20 | | | GPS |

10 、 、 、 —

| 1 | | | |
|----|--|----|---|
| 2 | | | |
| 3 | | 2 | |
| 4 | | | |
| 5 | | 24 | |
| 6 | | 2 | |
| 7 | | | 2 |
| 8 | | | |
| 9 | | | |
| 10 | | | |
| 11 | | | |
| 12 | | | |

| | | | |
|----|-----|--|--|
| | | | |
| 13 | | | |
| 14 | 3D | | |
| 15 | | | |
| 16 | | | |
| 17 | | | |
| 18 | | | |
| 19 | | | |
| 20 | | | |
| 21 | | | |
| 22 | | | |
| 23 | | | |
| 24 | ERP | | |
| 25 | | | |
| 26 | | | |
| 27 | | | |
| 28 | | | |
| 29 | | | |
| 30 | | | |
| 31 | | | |
| 32 | ICU | | |
| 33 | | | |
| 34 | | | |
| 35 | | | |

11 内 使 况一

| | | |
|-----|--|--------|
| () | | |
| | | 118518 |
| | | 72234 |
| | | 24806 |
| | | 37916 |
| | | 109904 |
| | | 31206 |
| | | 82140 |

| | | |
|-----|--|---------|
| () | | |
| | | |
| | | 80756 |
| | | 48985 |
| | | 28289 |
| | | 112872 |
| | | |
| | | 2184342 |

4.

2017- 2018

41

2186

1515

12

12

—

| 1 | | | | 40 | 37 | |
|----|--|--|--|-----|----|--|
| 2 | | | | 71 | 39 | |
| 3 | | | | 183 | 42 | |
| 4 | | | | 57 | 38 | |
| 5 | | | | 37 | 30 | |
| 6 | | | | 49 | 32 | |
| 7 | | | | 16 | 37 | |
| 8 | | | | 30 | 39 | |
| 9 | | | | 28 | 42 | |
| 10 | | | | 23 | 38 | |
| 11 | | | | 84 | 30 | |
| 12 | | | | 126 | 32 | |
| 13 | | | | 116 | 37 | |
| 14 | | | | 28 | 39 | |
| 15 | | | | 51 | 42 | |
| 16 | | | | 26 | 35 | |
| 17 | | | | 40 | 34 | |

| | | | | | | |
|----|------|--|--|------|------|--|
| | | | | | | |
| 18 | | | | 44 | 32 | |
| 19 | | | | 19 | 37 | |
| 20 | | | | 17 | 39 | |
| 21 | | | | 19 | 42 | |
| 22 | | | | 45 | 38 | |
| 23 | | | | 25 | 30 | |
| 24 | | | | 53 | 38 | |
| 25 | | | | 165 | 35 | |
| 26 | | | | 21 | 34 | |
| 27 | | | | 50 | 32 | |
| 28 | | | | 29 | 37 | |
| 29 | BI M | | | 21 | 39 | |
| 30 | | | | 16 | 42 | |
| 31 | | | | 16 | 35 | |
| 32 | | | | 50 | 34 | |
| 33 | ERP | | | 50 | 32 | |
| 34 | | | | 43 | 37 | |
| 35 | | | | 40 | 39 | |
| 36 | | | | 36 | 42 | |
| 37 | | | | 25 | 38 | |
| 38 | | | | 207 | 40 | |
| 39 | | | | 50 | 36 | |
| 40 | | | | 45 | 42 | |
| 41 | | | | 95 | 42 | |
| | | | | 2186 | 1515 | |

2017— 2018

21

4

1

16

12

14

2017

96%

5.

2018

24

100%

6

" 5. 25"

" 11. 25"

2018

9

18

1

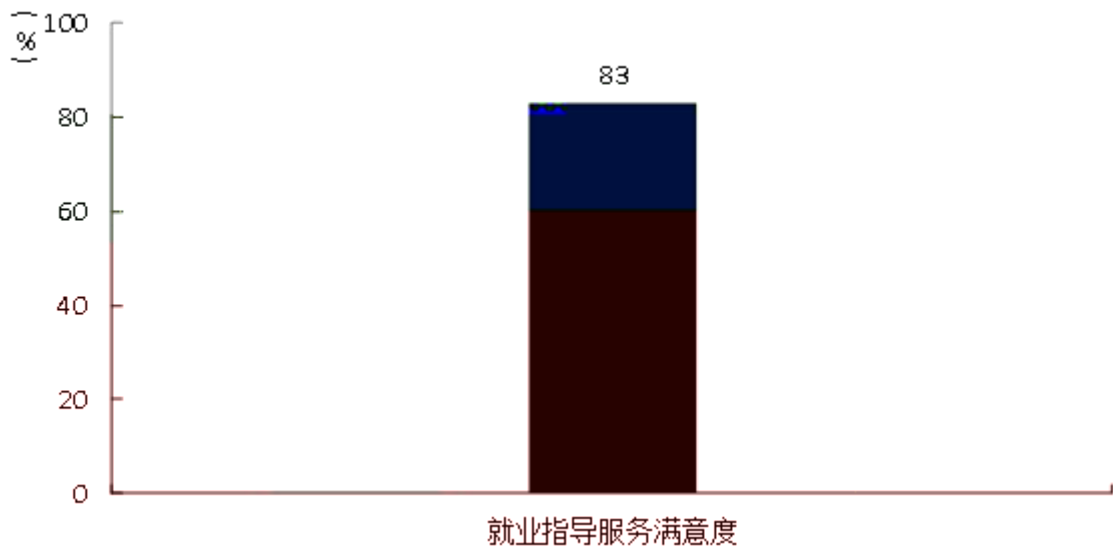
5000

100%

2018

83%

22



1 业 业 务 体

2018 1.6
50.5 492.6
5%

13

13 2017-2018 助 况

| | 2017-2018 | 助 况 | |
|--|-----------|-------|--|
| | 2 | 1.6 | |
| | 101 | 50.5 | |
| | 1642 | 492.6 | |
| | 675 | 37 | |
| | 841 | 42.05 | |

、 养

1.

— —

14

14 2017-2018

参加 以上

况

| 1 | 2018 | | |
|----|------------|--|--|
| 2 | | | |
| 3 | | | |
| 4 | 2018 | | |
| 5 | 2018 " . " | | |
| 6 | 2018 " " | | |
| 7 | 2018 " " | | |
| 8 | 2018 " " | | |
| 9 | 2018 " " + | | |
| 10 | " " ——JAVA | | |
| 11 | | | |
| 12 | " " ——C++ | | |
| 13 | | | |
| 14 | " " —— | | |
| 15 | " " —— | | |
| 16 | 2018 " " | | |
| 17 | 2018 " " | | |
| 18 | 2018 " " | | |

| | | | |
|----|------|---|---|
| | | | |
| 19 | 2018 | " | " |

— —

15

15 2017-2018 参加、以上体 况

| | | | | |
|---|--|--|--|--------|
| | | | | |
| 1 | | | | 2017 8 |
| 2 | | | | 2017 8 |
| 3 | | | | 2018 4 |
| 4 | | | | 2018 4 |

2.

2017 - 2018

32 2018 5 10

"

"

2018

"

"

" V"

SH6

XC4A—

X550

| | | | | | |
|------------|------|----|----|-----|------|
| --- | | | | | |
| 2017- 2018 | | | | | 8 |
| 860 | 2018 | " | " | | |
| | | 4 | | | |
| --- | | | | | |
| | | | " | | |
| | 14 | | | | |
| | SYB | 22 | | | 660 |
| | | | | | 5202 |
| | | 63 | | | 763 |
| | 36 | | | 186 | |
| | 14 | | 14 | | |
| | 2480 | | | 7 | 237 |
| | | " | " | | |
| | 11 | | | | |
| | 3. | | | | |
| --- | | | | | |
| | 2018 | | | | |
| | | 22 | | | |

18

100%

94.83%

99.52%

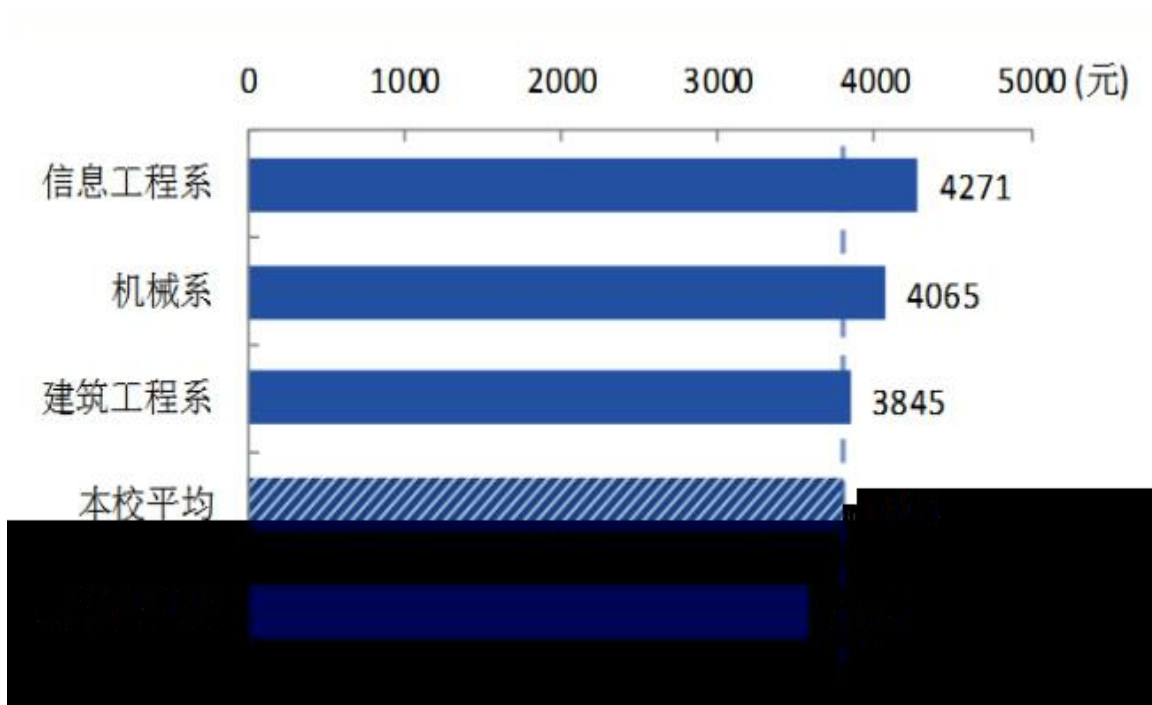
16

16 2018 专业业 业况一

| | 348 | 100.00% |
|--|-----|---------|
| | 229 | 100.00% |
| | 126 | 100.00% |
| | 118 | 100.00% |
| | 81 | 97.59% |
| | 75 | 98.68% |
| | 76 | 100.00% |
| | 72 | 97.30% |
| | 69 | 100.00% |
| | 55 | 94.83% |
| | 55 | 100.00% |
| | 52 | 100.00% |
| | 49 | 100.00% |
| | 47 | 100.00% |
| | 47 | 100.00% |
| | 41 | 100.00% |
| | 38 | 100.00% |
| | 28 | 100.00% |
| | 28 | 100.00% |
| | 15 | 100.00% |
| | 12 | 100.00% |

| | | |
|--|---|---------|
| | | |
| | 9 | 100.00% |

2018 " 2018
 3806 2018
 4271 3582 " 2018
 2017 497



2 2018 业 入 况

2018 2018
 72%
 2018 2018
 / 78% 2017

77%

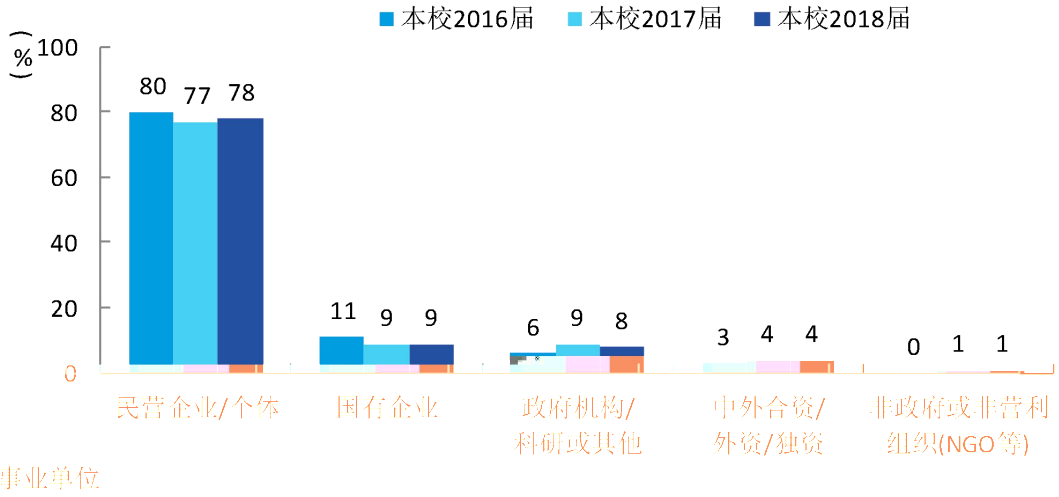
300

63%

2017

67%

4



3 业 业单位 、 况

2018

/ /

2018

" 2018

3.8% "

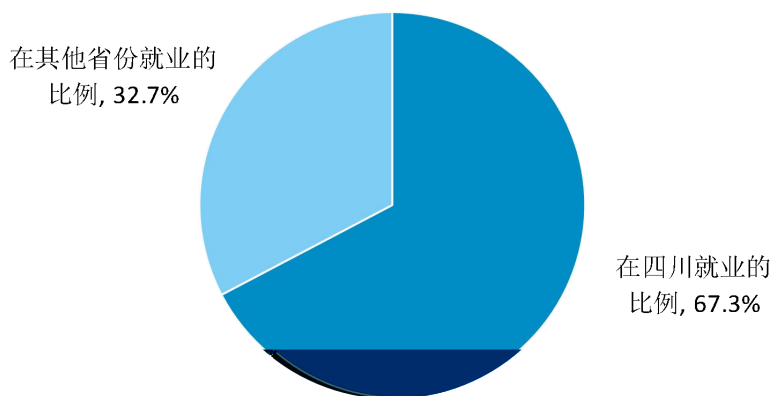
2018

" 2018

67.3%

39.5%

10.8% "



4 业 业区 况

| | | |
|--------|-------|--------|
| 2018 | 1535 | 89.77% |
| | 0.88% | 78.05% |
| 21.96% | 17 | |

17 业 业 书一

| | | |
|----|--|--|
| 1 | | |
| 2 | | |
| 3 | | |
| 4 | | |
| 5 | | |
| 6 | | |
| 7 | | |
| 8 | | |
| 9 | | |
| 10 | | |
| 11 | | |
| 12 | | |
| 13 | | |
| 14 | | |
| 15 | | |
| 16 | | |

| 17 | | | |
|----|--|--|--|
| 18 | | | |
| 19 | | | |
| 20 | | | |
| 21 | | | |
| 22 | | | |
| 23 | | | |
| 24 | | | |
| 25 | | | |

--
201

19 参 于 卷 单 位 业



| | | | |
|-----|--------|----|-------|
| 24 | 3.66% | 5 | 0.76% |
| 5 | 0.76% | 61 | 9.30% |
| 173 | 26.37% | 6 | 0.91% |
| 47 | 7.16% | 38 | 5.79% |
| 18 | 2.74% | 16 | 2.44% |
| 46 | 7.01% | 9 | 1.37% |
| 36 | 5.49% | 49 | 7.47% |
| 25 | 3.81% | 19 | 2.90% |
| 27 | 4.12% | | |

j

| 10 | | 656 | 584 | 89.02% | 61 | 9.30% | 11 | 1.68% |
|----|--|-----|-----|--------|----|-------|----|-------|
| 11 | | 656 | 613 | 93.45% | 40 | 6.10% | 3 | 0.46% |

WQ



四川三河职业学院学生调查问卷原始数据

| 学生姓名 | 年级 | 专业名称 | 性别 | 是否愿意推荐本校 | 对大学总体满意度 | 教学满意度 | 学生工作满意度 | 生活服务满意度 | 对本校的建议 |
|------|----|---------|----|----------|----------|-------|---------|---------|---|
| 刘绍顺 | 大二 | 机械设计与制造 | 男 | 愿意推荐 | 满意 | 满意 | 满意 | 很满意 | 学校在改善，每年的变化都不一样，尽管有过埋怨，有过烦躁，毕竟路是自己选择的，-----祝学校越办越好！ |

5 卷 原

21- 26

21 分卡

| | | | | | 2017 | 2018 |
|-----------|--|---|--|---|-------|-------|
| 1438 6 | | 1 | | % | 99.22 | 99.52 |
| | | 2 | | | 3309 | 3806 |
| | | 3 | | % | 82.07 | 84.1 |
| | | 4 | | % | 98.01 | 98.3 |
| | | 5 | | % | 3.5 | 3.8 |
| | | 6 | | % | 99.59 | 99.62 |
| | | 7 | | % | 14.58 | 17.2 |

22 分卡

| | | | | | | |
|-----------|---|---|--|---|---------------|---------------|
| | 1 | | | | 2061 | 1431 |
| | | | | — | | |
| | 2 | 1 | | % | 1647 92.71 | 1172 91.25 |
| | | 2 | | % | 1647 92.91 | 1172 91.05 |
| | | | | — | | |
| | | 1 | | % | 3 92.78 | 3 92.26 |
| 1438 6 | 3 | 2 | | | 3 | 3 |

| | | | | | | |
|--|--|---|---|---|------|-------|
| | | | | | | |
| | | 6 | | — | 68% | 54.8% |
| | | | 1 | | 18 | 23 |
| | | | 2 | | 1402 | 784 |

23

| | | 2017 | 2018 |
|---|------------------|----------|----------|
| 1 | — | 1: 13.61 | 1: 14.85 |
| 2 | % | 33.48 | 72.62 |
| 3 | | 6358.59 | |
| 4 | m ² / | 20.49 | 16.3 |

1438

6

| | | | | 2017 | 2018 | |
|---|--|---|-----|------------|------|--------------|
| 6 | | 2 | | 0 | 0 | --- |
| | | 3 | " " | 0 | 0 | --- |
| | | 4 | | 0 | 0 | --- |
| | | 5 | | 0 | 0 | × × × × |
| | | | | 0 | 0 | × × |
| | | 6 | | 0 | 0 | × × × |
| | | | | 0 | 0 | × × × × 2 |
| 7 | | 0 | 0 | × × × × | | |

25 务

| | | | | 2017 | 2018 | |
|-----------|--|---|--|------|------|--|
| 1438 6 | | 1 | | 4476 | 5202 | |
| | | | | 1275 | 1678 | |

| | | | | 2017 | 2018 | |
|--|---|---------|---|-------|--------|--|
| | | | | 1265 | 1670 | |
| | | | — | — | — | |
| | | A : | | 148 | 129 | |
| | | B : | | 1138 | 1444 | |
| | | C : | | 1239 | 1054 | |
| | | D : 500 | | 27 | 29 | |
| | | | | 84.36 | 13.28 | |
| | 2 | | | 0 | 0 | |
| | 3 | | | 8.3 | 25.45 | |
| | 4 | | | 0 | 0 | |
| | 5 | | | 70.36 | 379.36 | |
| | 6 | | | 346 | 381 | |
| | | | | | | |

26

| | | 2017 | 2018 |
|-------|---|---------|------|
| | 1 | 1871.71 | 2634 |
| | | 1114.86 | 1047 |
| | | 353 | 391 |
| 14386 | 2 | 353 | 391 |
| | | 221 | 263 |
| | 3 | | |

| | | | | 2017 | 2018 |
|--|--|---|--|---------|---------|
| | | | | 183.21 | 111.05 |
| | | 5 | | 0 | 0 |
| | | | | 0 | 0 |
| | | 6 | | 12592 | 12248 |
| | | | | 2614000 | 2755000 |
| | | | | 0 | 470000 |

五、 会 务

2018

—

84.7%

69.3%

26.2%

9.4%

80

"

"

97%

"

"

"

"

2018

40

—

2017-2018

1242

337

2017

9 - 2018 4

128

2017 9

101 2018 3

129 27

27 2017-2018 业 况

| 2017 | 666 | 337 | 52 | 0 | 95 |
|------|-----|-----|-----|-----|-----|
| 2018 | 239 | 0 | 49 | 129 | 33 |
| | 905 | 337 | 101 | 129 | 128 |

2018

六、创 动 划

2015- 2018

2015 9

<

>


RW 43 RW 52 RW 59 RW 64 4

— —

2016

— —

2018



--

1: 120

2017 188 c

2017- 2018

43

32

2017- 2018

98. 75% 2018

88%

89%

3

670

"

"

"

"

"

"

"

"

"

"

" " "

" " " " "

" "

"

" " "

2017-2018

2018

2019